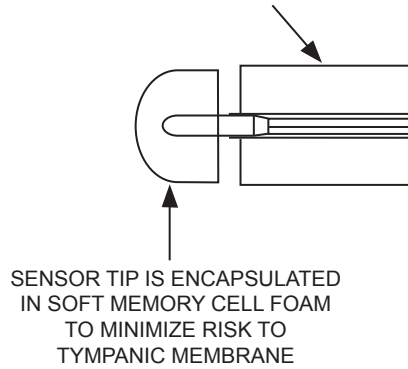


## **TYMPANIC TEMPERATURE SENSOR**

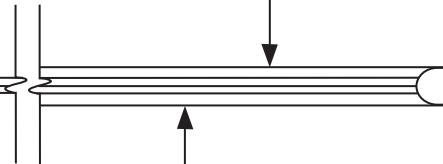
BARRIER FOAM, COLLAPSES AND EXPANDS SEALING OFF EAR CANAL FROM AMBIENT AIR PROVIDING ACCURATE READINGS WITHOUT PHYSICALLY TOUCHING TYMPANIC MEMBRANE



SENSOR TIP IS ENCAPSULATED IN SOFT MEMORY CELL FOAM TO MINIMIZE RISK TO TYMPANIC MEMBRANE

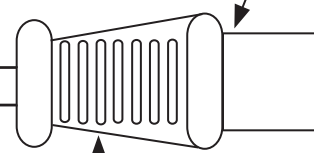
PUSH TUBE ACTS AS A STRAIN RELIEF AND AIDS IN INSERTION AND REMOVAL

INSULATED 36 GAUGE LEAD WIRE ENHANCES ACCURACY REDUCING AMBIENT INFLUENCE ON TEMPERATURE READING



30" LEAD WIRE KEEPS CONNECTION TO CABLE AWAY FROM PATIENT AND OUT OF WAY

INSERT MOLDED MOISTURE RESISTANT CONNECTOR



NO SLIP GRIP NOTCHES

| Tympanic Probe |           |               |
|----------------|-----------|---------------|
| Catalog Number | Type      | Quantity/Case |
| 400-TY         | Adult     | 50            |
| 400-TYP        | Pediatric | 50            |



**STARBOARD**  
MEDICAL

22845 Savi Ranch Parkway Suite H  
Yorba Linda, CA 92887

Phone: 714.283.3099  
Fax: 714.283.3033

[www.starboardmedical.com](http://www.starboardmedical.com)